

SAC-5P- 3,0-PUR/M12FS SH

Order No.: 1682948



<http://eshop.phoenixcontact.de/phoenix/treeViewClick.do?UID=1682948>

Sensor/actuator cable, 5-pos., PUR halogen-free black, shielded, free conductor end on straight M12 socket, cable length: 3 m

Commercial data

EAN	4017918169220
Pack	1 Pcs.
Customs tariff	85444290
Weight/Piece	0.1677 KG
Catalog page information	Page 77 (PC-2007)

Product notes

WEEE/RoHS-compliant since:
11/17/2006



<http://www.download.phoenixcontact.com>
Please note that the data given here has been taken from the online catalog. For comprehensive information and data, please refer to the user documentation. The General Terms and Conditions of Use apply to Internet downloads.

Technical data

General data

Nominal current I_N	4 A
Nominal voltage U_N	60 V
Number of positions	5
Volume resistance	$\leq 5 \text{ m}\Omega$
Insulation resistance	$\geq 100 \text{ M}\Omega$

Length of cable	3 m
Ambient temperature (operation)	-25 °C ... 90 °C (plug/socket)
	-25 °C ... 80 °C (cable, fixed installation)
	-5 °C ... 80 °C (cable, flexible installation)

General characteristics

Coding	A - standard
Inflammability class acc. to UL 94	HB
Surge voltage category	II
Pollution degree	3
Degree of protection	IP65/IP67/IP69K
Contact material	CuSn
Contact surface material	Ni/Au
Contact carrier material	TPU GF
Material of grip body	TPU, hardly inflammable, self-extinguishing
Material, knurls	Zinc die-cast, (nickel-plated)
Sealing material	NBR
Status display	No

Conductor data

Cable type	PUR halogen-free black shielded
Cable abbreviation	Li9Y-V1-C-V1-11Y
Conductor cross section	0.34 mm ²
AWG signal line	22
Conductor structure, signal line	42x 0.10 mm
Thickness, insulation	Approx. 0.21 mm (Core insulation)
	Approx. 0.8 mm (Outer cable sheath)
External cable diameter	5.90 mm
External sheath, color	Black-gray RAL 7021
Insulation resistance	≥ 100 GΩ*km
Overall twist	5 wires around filler to the core
Shielding	Braided copper wires
Optical shield covering	85 %
Outer sheath, material	PUR
Material, filler	PE
Conductor material	Bare Cu litz wires

Cable weight	48 kg/km
Smallest bending radius, fixed installation	59 mm
Smallest bending radius, movable installation	59 mm
Max. bending cycles	4000000
Bending radius	59 mm
Traversing path	10 m
Traversing rate	3 m/s

Certificates / Approvals

Approval logo

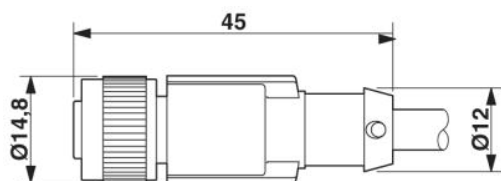


requested approbations

Certification	CUL Listed, GOST, UL Listed
---------------	-----------------------------


Drawings

Dimensioned drawing



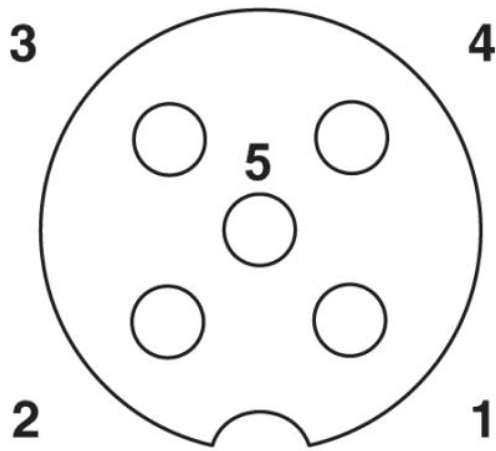
M12 x 1 female connector, straight, shielded

Circuit diagram



Contact assignment of the M12 socket

Schematic diagram



Pin assignment M12 female connector, 5-pos., A-coded, female side

Address

PHOENIX CONTACT GmbH & Co. KG
Flachmarktstr. 8
32825 Blomberg, Germany
Phone +49 5235 3 00
Fax +49 5235 3 41200
<http://www.phoenixcontact.de>



© 2008 Phoenix Contact
Technical modifications reserved;